Hujan & debit maksimum bulanan

	1981		1982		1983		
bulan	hujan (mm)	Q (m3/det)	hujan (mm)	Q (m3/det)	hujan (mm)	Q (m3/det)	
jan	96	71	182	121	333	120	
feb	75	71	80	71,8	322	125	
mar	417	116	230	89,5	218	119	
apr	274	102	355	147	291	147	
mei	128	106	92	83,8	390	131	
jun	140	79,8	98	58,2	88	57,4	
jul	99	74,6	52	28,6	69	32,5	
ags	96	42,1	22	9,8	13	8,2	
sep	30	35,2	28	6,4	4,5	3,2	
okt	291	77,4	107	7,8	328	88	
nop	164	78,6	46	23,8	299	113	
des	105	95	497	152	258	118	
correlasi	0,67		0,87		0,91		0,81678136

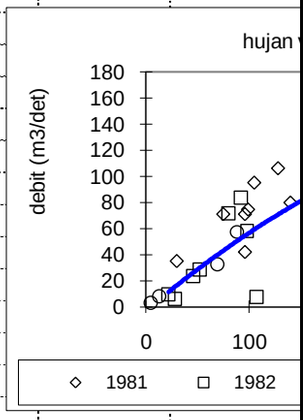

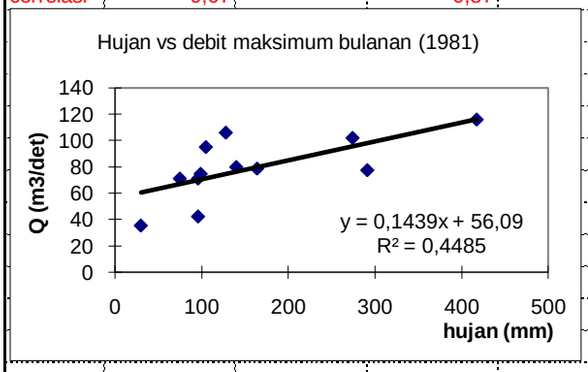

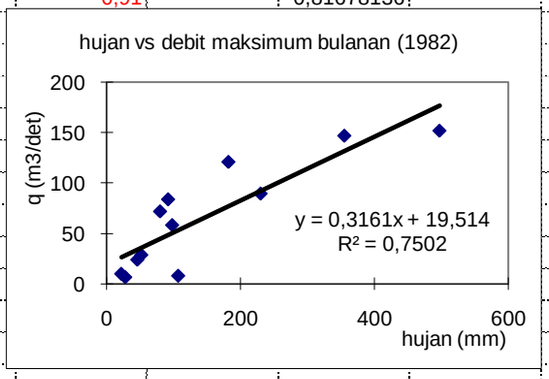

0,68

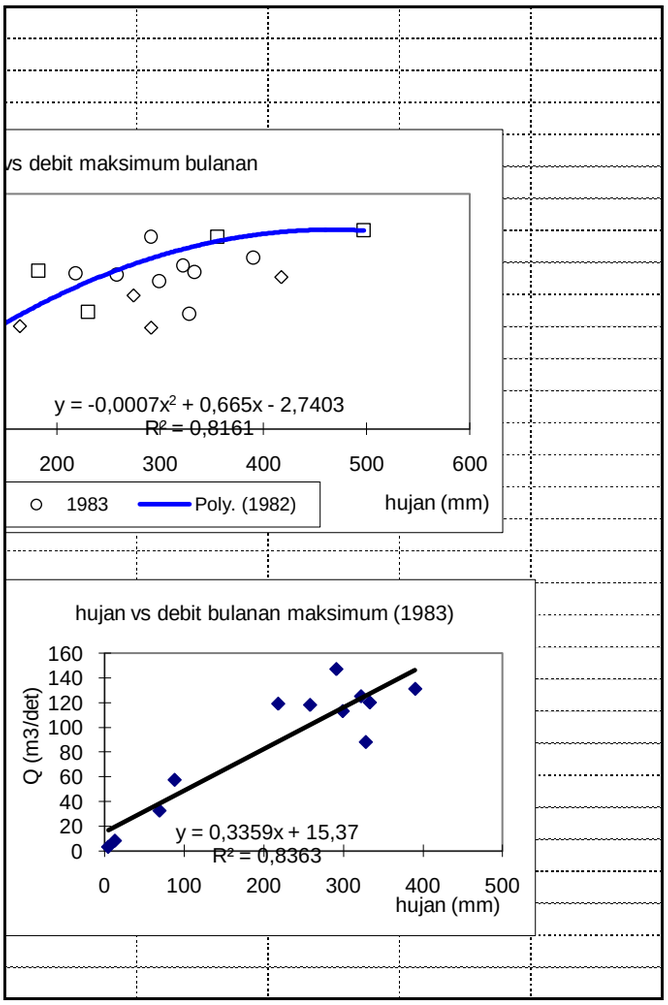
vs debit maksimum bulanan
y = -0,0007x2 + 0,665x - 2,7403
R² = 0,8161
200
300
400
500
600
1983
Poly. (1982)
hujan (mm)
hujan vs debit bulanan maksimum (1983)
Q (m3/det)
160
140
120
100
80
60
40
20
0
y = 0,3359x + 15,37
R² = 0,8363
0
100
200
300
400
500
hujan (mm)