

## SPEAKING II B



Bahan Belajar Mandiri



## PENDAHULUAN

Dalam BBM 4 ini Anda akan mempelajari topik lanjutan dari BBM sebelumnya. Setelah Anda mempelajari bagaimana menggunakan *question tag* dan *short comment* dalam berkomunikasi, mempraktekan ungkapan-ungkapan sesuai dengan situasi tertentu, sehingga Anda mampu berkomunikasi dalam situasi apapun, misalnya ketika seseorang bertanya arah jalan atau jalan kesuatu tempat, atau ketika Anda harus memesan makanan di restoran, Anda siap berkomunikasi dalam bahasa Inggris yang benar. Bahkan ketika Anda merasa harus ke dokter karena sakit, cara mengkomunikasikan maksud Anda dalam bahasa Inggris kepada perawat atau dokter telah Anda pelajari.

Nah, what next? Apalagi yang Anda perlukan dalam langkah kemudian? Masih ada beberapa topik yang harus Anda pelajari agar Anda betul-betul memiliki *communicative competence*. Dalam BBM 4 ini, Anda akan mengenal *alat transportasi*, *bepergian ke luar negeri*, *mengenal alat transportasi di Australia* misalnya.

Dengan demikian jelaslah BBM 4 ini akan membahas topik-topik berikut ini :

- Travel And Transportation
- “The National Bus Company”
- Travelling by plane, train and bus

Adapun tujuan BBM 4 ini adalah memberi bekal kepada Anda “*Sesuatu kemahiran berkomunikasi dalam bahasa Inggris*” untuk mengajarkan Speaking kepada siswa SD kelak. Dalam BBM tingkat lanjut nanti akan dikupas juga materi, metoda dan teknik pembelajaran Speaking bagi siswa SD.

**INDIKATOR.**

Setelah mempelajari BBM ini, Anda diharapkan mampu :

- Menyebutkan jenis alat transportasi dalam bahasa Inggris
- Mendeskripsikan alat transportasi di negara tetangga, misalnya di Australia;
- Mengisi travellers statement;
- Menjelaskan perusahaan bus di Melbourne;
- Menggambarkan perbedaan perusahaan transport di Indonesia dengan perusahaan transport di Melbourne, Australia.
- Menjelaskan arti kosa kata yang berhubungan dengan topik transportasi dan bepergian (traveling).



KEGIATAN BELAJAR 1

## TRAVEL AND TRANSPORTATION

Setelah mempelajari Unit 1 ini Anda diharapkan dapat memahami ungkapan-ungkapan yang dipakai dalam travel and transportation dan menggunakannya dalam berkomunikasi sesuai dengan topik dan situasinya.

**1.1. Study the following words and expressions and find out the meanings!**

To travel  
Travelling by car  
Travelling by bus  
Travelling by train  
Travelling by tram  
Travelling by plane  
Travelling by ship  
To make a voyage  
To make a journey  
Traveller  
Passenger  
Pedestrian  
To transport  
Transport  
Transportation  
Local transportation  
Out of town transportation  
Fare  
Ticket  
To book a ticket  
Booking office  
Vehicle

**1.2. Read the following dialogues!**

**1.2.1. I walk to school**

A : How do you come to school?  
B : I walk. I live just around the corner.  
A : Oh, I ride the bus.  
I live a long way from here.

*Practice!*

I ride the bus  
I ride my bicycle  
I drive my car  
I live near here  
I live 3 miles away  
I live a long way from here

Where do you live?  
Do you live around the corner?

**1.2.2. Cross at the cross walk**

A : Don't cross in the middle of the street  
B : Why not?  
A : It's dangerous.  
Cross at the cross walk.  
B : OK. Let's cross now. It says "\_\_\_\_\_ walk".

*Practice!*

Don't cross in the middle of the street.  
Don't cross against the light  
Don't cross on the red light  
Don't cross when it says "Don,t walk".

**1.2.3. Taking the bus**

A : Watch your step, lady.  
B : Does this bus go down town.  
A : Yes, ma'am. Put your fare in the box.  
B : How much is it?  
A : It's 35 C. Exact change, please.

*Practice!*

What is the fare?  
I'll go to the bus stop  
Does this bus go to city?

**1.2.4. Transfer, please!**

A : How do I get to the West Side shopping area?  
B : Take this bus down town. Transfer to the number 34 bus at 4<sup>th</sup> and Broadway.  
A : Does it cost/more than 35 C?  
B : No, give this transfer to the other driver.  
A : Thank you very much. Please tell me where to change buses.  
(Adapted from English Adult Competency)

**1.3. Exercise 1**

*Choose the word in the box to complete the following sentences!*

a). pedestrians	b). traveling	c). how
d). ride	e). the cross walk	f). local transportation
g). walk	h). against	i). fare
j). transfer to	k). on foot	l). bus stop

1. Please ..... bus no 35 and you can go to the museum.
2. .... much should I pay?
3. I ..... my bicycle every Sunday.
4. Does your father like ..... a broad?
5. There was many ..... walking on the pavement.
6. Don't walk .....the light.
7. Let's walk, it says .....
8. We have to wait for the bus at .....
9. To go ..... means to walk.
10. We talk about .....not about out of town transportation.

**1.4. Exercise 2**

*Answer these questions!*

- a). Do you walk to school?
- b). How do you get to the campus?
- c). Do you live near here or along way from the campus?
- d). Can you ride a motor cycle?
- e). Why must not you cross in the middle of the street?
- f). What is cross walk?
- g). "It says walk", what does it refer to?
- h). How do you say in English : "Apakah bus ini menuju ke Rangkas?"
- i). Where can you find "tram"?
- j). "To book a ticket" means .....

**Cocokkanlah jawaban Anda dengan kunci jawaban yang ada pada bagian akhir modul (BBM) ini.**

**1.5. Vocabulary enrichment**

- a) Travel agent = a person who makes arrangements for traveling
- b) Traveller's cheque = cheque issued by the bank for traveller
- c) Travelling bag = luggage
- d) To travel = to make a journey
- e) Passport = document to be carried by the traveller
- f) *Apply for* a passport = ask for

- g) *Apply for* a visa = ask for a visa
- h) Immigration office = emigrating office
- i) Station master = the chief if station
- j) Porter = labourer

### 1.6. Exercise 3

*Answer these questions!*

- a) Is travel agent a man or a place?
- b) What is the importance of traveller's cheque?
- c) When do you need a passport?
- d) What can you see at the station?
- e) What does the porter usually do?

### 1.7. Exercise 4



Is it a train or tram?



This is a tram isn't it?









Is this a bus or a tram?

**1.8. Exercise 5**

**Reading the signs!**

(Match the sign with the meaning).

- |    |   |   |
|----|---|---|
| 1. |    | A. two lanes go into one lane<br>(merge)                  |
| 2. |    | B. Rail road crossing                                     |
| 3. |   | C. No U turn  |
| 4. |  | D. Pedestrians cross here (people walk across the street) |
| 5. |  | E. Don't go. Stop.  |
| 6. |  | F. Let other cars go first. (yield)                       |

**Cocokkanlah jawaban Anda dengan kunci jawaban yang ada pada bagian akhir modul (BBM) ini.**

**1.9. Tes formatif 1***Choose the best answer!*

1. I want to make a journey = I want to .....  
 A. have a picnic                      B. have a party  
 C. make a plan                         D. make a trip
2. X : ..... to the station?  
 Y : By bike  
 A. How do you get                      B. Why do you go  
 C. By what do you go                  D. What do you go
3. My father likes .....  
 A. to be a voyage                        B. to make a voyage  
 C. to travel a voyage                  D. making a voyage
4. It is ..... to cross the middle of the street.  
 A. important                              B. danger  
 C. importance                            D. importance
5. Traveling around the world is .....  
 A. enjoyable                                B. enjoy  
 C. greatness                               D. wonder
6. When we make a trip we must bring .....  
 A. package                                 B. luggage  
 C. boxes                                     D. basket
7. You must ..... a passport before you go abroad.  
 A. take                                        B. buy  
 C. apply for                                D. sell
8. We must be familiar with the ..... (=tanda lalu lintas)  
 A. traffic jam                                B. road signs  
 C. symptoms                                D. traffic police
9. We can find trams in .....  
 A. Indonesia                                B. China  
 C. Jakarta                                    D. Melbourne
10. "Yield" is the sign that means .....  
 A. Don't stop                                B. No "U" turn  
 C. Let other car go first                D. Walk

**BALIKAN & TINDAK LANJUT**

Cocokkanlah jawaban Anda dengan kunci jawaban tes formatif yang ada pada bagian akhir BBM ini. Hitunglah jawaban yang benar kemudian gunakanlah rumus dibawah ini untuk mengetahui tingkat penguasaan Anda terhadap materi.

Rumus =  $\frac{\text{yang betul}}{10} \times 100 \%$

Apabila tingkat penguasaan anda tercapai 70% ke atas, maka anda dapat meneruskan pembelajaran KB 2.

Jika tidak, Anda harus mengulang KB1.



## NATIONAL BUS COMPANY IN MELBOURNE

2.1. Read the following information.

National Bus Company is near operator bus routes in your local area. This means *improvements* all round as aim to *deliver* to you the best bus service possible. Our promise is to *provide* the better buses with better seating, *delivering* better service more often in your local area, traveling the places you want to go. And you'll pay less for the *convenience*. So please, sit back and enjoy the journey.

2.1.1. Now, study this :

### City via Freeway

Route No.	To City			From City		
301 City-temples owe	10	-	-	-	-	20
301 City-The pines	20	-	-	-	-	20
305 City-Deep Creek	8	-	-	-	-	8
305 City-Warrandyte	20	-	-	-	-	20
307 City-Donvale	8	60	-	-	60	8
307 City-park Orchards	30	-	-	-	-	30
308 City-opp The Pines	20	-	-	-	-	20
308 City-Donvale	30	-	-	-	-	30
309 City-Blackburn Rd	20	-	-	-	-	20

AM Peak : until 9 am weekdays.

Day Time : 9 am to 4.30 pm.

PM Peak : 4.30 pm to 6.30 pm.

Night and Weekend : Does not operate.

### 2.1.2. Exercise 9

#### A. Answer these questions!

1. "Improvement" → what is the verb form?
2. "Deliver" → what is the noun form?
3. "provide" what is the synonym?
4. "What is the meaning of delivering better service?" translate into Indonesia.
5. "Convenience" what is the meaning of this word?



**B. Tenses : Put “be” and “do” in the correct form!**

1. This is the bus company which (be) in Melbourne.
2. The bus company in Melbourne (be) well organized.
3. The bus company distributes its information to public, but the bus company in Indonesia (do) not (do) that.
4. The service of National Bus Company (be) better than before.
5. have you (be) in Melbourne?
6. Night and weekend the bus (do) not operate.
7. (Do) not miss the bus!
8. How long have you (be) working in national Bus Company.
9. Tom had not (do) his work before he went by bus.
10. (Be) you the conductor of the bus when you (be) in Melbourne in 1997?

**2.1.3. Exercise 10***Answer the following questions!*

1. How many buses are operated from the city and to the city?
2. Where does bus no. 30190 at a.m. Peak?
3. does bus number 30590 go to Donvale?
4. Where do bus no. 30890?
5. If I want to Donvale at day time, which bus should I take?

**2.2. Calling A Taxi**

A : Is this 234-6161?

B : Yes, this is Yellow Cab.

A : Please send a cab to 4000 Felton Street.

B : Ok. We'll send one right away.

A : Thank you

**2.2.1. Exercise 11***Answer these questions!*

1. Is A taxi driver?
2. What is a cab?
3. Where does A live?
4. Who is B?
5. When will the company send the cab?

**2.3. Using A Taxi**A : I want to go to 5<sup>th</sup> and Broadway. How much is the fare?

B : We'll, that's about five miles. It's \$1.20 for the first mile and 60 C a mile after that.

A : That's fine. I have to go down town in a hurry.

**2.3.1. Exercise 11****Complete these sentences!**

1. National Bus Company is the bus company in .....
2. There are .....buses which go to the city and from the city.
3. The buses do not ..... at night and weekend.
4. Bus no. 309 goes to city from .....
5. Do you often go to the campus by .....

**2.3.2. Tes formatif 2****I. Use : shall, will, (be) going to, would, should!**

1. All of us .....die someday.
2. ....you go to the party?
3. We .....not be lazy.
4. He .....not come late next time.
5. He .....to submit his work soon.
6. ....I open the window?
7. ....you like to have some more rice?
8. They .....be here tomorrow morning.
9. If I have time I .....travel to Sumatra.
10. Yes. We .....send a taxi to your address.

**II. Choose the correct word within bracket!**

1. Melbourne .....situated in Australia (is, does, has, was, have)
2. The verb form of improvement is .....
3. national Company .....better service (cover, propose, get, provides)
4. The bus company in Melbourne is ..... (well educated, well organized, bad organized)
5. People in Melbourne have weekend starting from Friday night until .....(Monday, Sunday morning, Sunday evening)

**BALIKAN & TINDAK LANJUT**

Cocokkanlah jawaban Anda dengan kunci jawaban tes formatif yang ada pada bagian akhir BBM ini. Hitunglah jawaban yang benar kemudian gunakanlah rumus dibawah ini untuk mengetahui tingkat penguasaan Anda terhadap materi.

$$\text{Rumus} = \frac{\text{yang betul} \times 100 \%}{10}$$

Apabila tingkat penguasaan anda tercapai 70% ke atas, maka anda dapat meneruskan pembelajaran KB 3.

Jika tidak, Anda harus mengulang KB 2.



## TRAVELLING BY TRAIN, TRAVELLING BY BOAT, TRAVELLING BY PLANE

### 3.1. Travelling by train

**Study these words, phrases and expressions used in traveling by train!**

- A single ticket = karcis sekali jalan
- A return ticket = karcis pulang pergi
- A booking office = tempat penjualan karcis
- Railway line = rel kereta api
- Station master = kepala stasiun
- Platform = peron
- Railway officials = pegawai kereta api
- Passengers = penumpang
- The train is *about due* = hampir tiba
- The guard = kondektur
- The porter = kuli
- To punch the ticket = melubangi karcis
- Compartment = gerbong = carriage
- To see off = mengantarkan
- The engine driver = masinis
- Luggage = barang bawaan
- Trunk = koper besar
- Suit case = koper
- Basket = keranjang

#### 3.1.1. At the booking office

- A : Good morning. Can I help you?
- B : Certainly. I need a single ticket to Jakarta, please.
- A : Executive class or economic class?
- B : Executive, please. Thank you. How much is it?
- A : It's seventy five hundred rupiahs.
- B : Here you are.
- A : Here is the ticket, 4 A, executive 2 or compartment 2.
- B : Thank you. Bye.
- A : Your welcome, bye.

#### 3.1.2. Exercise 13

**Answer these questions!**

1. Which are is the station official, A or B?
2. Where are they?
3. How much is the fare to Jakarta, if you go by executive train?
4. Is B the passenger?
5. Is the ticket of economic class cheaper than the executive one?

### 3.1.3. Exercise 14

#### Choose the best choice!

1. To travel by train means .....
  - A. to make a voyage
  - B. to make a journey by train
  - C. to send the luggage by train
  - D. to go by train.
2. K : do you need a single ticket or .....
  - A. Double ticket    B. one way ticket
  - C. return ticket        D. one ticket
3. He .....the station master in 1995.
  - A. Is        B. was    C. were        D. would
4. Will you .....off?
  - A. See her        B. saw her
  - C. seeing her        D. seen her
5. He said he .....the engine driver of the train.
  - A. Is        B. was    C. will    D. does

## 3.2. Travelling by boat

### 3.2.1. Vocabulary

- A voyage = pelayaran  
 To embark = naik kapal  
 A place of destination = tempat tujuan  
 To cast anchor = membuang sauh  
 To weigh anchor = mengangkat sauh  
 The purser = kepala tata usaha kapal  
 The steward = kepala pelayan  
 The cook = juru masak  
 The cabin boys = pelayan kabin  
 Port = pelabuhan  
 The ship was wrecked = kapal itu karam  
 The ship was insured = kapal itu diasuransikan

#### Kinds of ship

1. A sailing vessel = perahu layar
2. A ferry = kapal penumpang
3. A yacht = kapal pelancong/pesiar
4. A canoe = sebuah kano
5. A pleasure boat = kapal pesiar

6. A rowing boat = perahu dayung
7. An air craft carrier = kapal induk
8. A sub marine = kapal selam
9. A war ship = kapal perang
10. A destroyer = kapal perusak

### 3.2.2. Dialogue

D : Have you ever made a voyage?

K : Yes, I have. I want to go to Sumatra, Bandar Lampung by ferry.

D : Where did you embark?

K : We embarked at Merak, and disembarked at Bakau Huni.

D : How long did it take you to go to Lampung?

K : Can you see the cook, the steward and the purser?

K : I think, it was not a very long trip, So we just look a seat in the large seating area. But there was a cook, as there was a restaurant too. I did not see the purser or the steward.

D : How was the port?

K : It was crowded. There were a lot of cars and buses. People wanted to go to Lampung too. Passengers disembarked at Bakau Huni and the voyage was amazing. The distance from Bakau Huni to Lampung is far enough. It took us two hours to arrive in Bandar Lampung.

#### 3.2.2.1. Exercise 15

*Answer these questions!*

1. Where is the Merak port situated?
2. Was Mr. SBY in the army or in the Navy before?
3. How many kinds of ship do you know? Mention some of them.
4. Look at the dialogue, who made a voyage, K or D?
5. Is Bakau Huni situated in Sulawesi?
6. How long does it take to go from Merak to Bakau Huni?
7. Is Bandar Lampung near Bakau Huni port?
8. Can the buses come into the ferry?
9. What do passenger enjoy?
10. Is there a restaurant there?

### 3.3. Travelling by plane

#### 3.3.1. At The Airport

Clerk : Are both these bags yours?

James : Yes, they are.

Clerk : They are over weight. You'll have to pay *excess baggage*, I am afraid.

James : Oh, what do they weight?

Clerk : They, come nearly 28 kilos you're only allowed up to 20 kilos.

James : I see. Well, can I carry this one on to the plane with me?

Clerk : Yes, you're allowed to take one small with you.  
 James : All right. I'll take this one It's the smallest.  
 (Adapted from Long, MN And Richards, JC.)

### 3.3.1.1. Exercise 16

*Answer these questions!*

1. What's wrong with Mr. James?
2. They are at the airport, aren't they?
3. "Excess baggage" what does it mean?
4. Can you express these sentences into other sentences which have the same meaning?
  - a) Am I allowed to take this on to the plane?
  - b) Would you pay the excess baggage?
5. Have you been to Soekarno-Hatta Airport? Please describe what you can see there.

### 3.3.2. Read this text!

#### Customs Regulations

A visa must be obtained before entering the country. Up to 200 cigarettes may be imported. The import of liquor is forbidden, tourist may bring one of the following for personal use: camera, radio, watch, television, jewelry may not be imported. Foreign magazines and news papers may be imported.

### 3.3.2.1. Exercise 17

*Question and answer!*

1. A : Are you allowed to enter without a visa?  
 B : .....
2. A : How much liquor can you bring in?  
 B : .....
3. A : Are you allowed to bring a camera?  
 B : .....
4. A : Can you bring in foreign newspapers?  
 B : .....

### 3.3.3. Practice speaking out the followings:

#### 3.3.3.1. The first announcement text:

"This is the last call for the twelve o'clock British Airways Flight BA 412 to Amsterdam. Would passengers for this flight please proceed without delay to Gate 17".

#### 3.3.3.2. Text 2:

"Scandinavian Airlines announce the departure of the 12.05 flight SK 526 to Stockholm. This flight is now boarding at Gate 8".

#### 3.3.3.3. Text 3:

“Alitalia regret to announce that their 12.15 flight AZ 281 to Rome will be delayed for approximately 30 minutes”.

#### 3.3.3.4. Text 4:

‘This is a call for Mr. Gaston Meyer. Would Mr. Gaston Meyer traveling on the 12.45 Sabena flight SN 604 to Brussels report to the airport information desk, please’.

#### 3.3.3.5. Text 5:

Good afternoon, ladies and gentlemen, captain Perez and his crew welcome you aboard Iberia flight IB 341 to Madrid. I am sorry to announce a slight delay. We are still waiting for clearance from Air Traffic Control. The delay won’t be too long and we hope to arrive in Madrid on time.

#### 3.3.6. Exercise 18

*Answer the following questions!*

1. Whom is the first announcement given to?
2. What is the flight number?
3. Where does the plane go to?
4. “To proceed” what does it mean?
5. To which gate should the passengers go?

#### 3.3.7. Exercise 19

*Answer these questions!*

1. Who announces the announcement held by Scandinavian Airlines?
2. “Departure” what is the root word of this word?
3. What is the opposite of departure?
4. What is the flight number?
5. Where should the passengers go? Gate 8 or gate 7?

#### 3.3.8. Exercise 20

*Complete the following sentences!*

1. The name of the air line company is A .....a.
2. The St .....s announces that their flight will be d .....ed.
3. The f .....t number is AZ 281.
4. The plane will go to R .....e.
5. The flight will be delayed for ap.....ly 30 minutes.

#### 3.3.9. Exercise 21

*Give T (true) when the statement is correct but give F (false) when it is incorrect. Please see text 14!*

1. The announcement was put forward by GIA.
2. Sabena Stewardess called for Mr. Meyer.
3. The passenger’s name is Mr. Howard.

4. Mr. Meyer will go to Brussels.
5. He should cancel his flight.

### 3.3.10. Exercise 22

(See text 5)

1. What is the name of the captain?
2. What is the name of the airplane company?
3. The flight is delayed isn't it?
4. What is the duty at Air Traffic Control?
5. What is the place of destination? London or Madrid?

## 2.4. Flying to Spain

Norman Garrard is a trainee sales representative. He's 22 and he works for a company that sell toys. He's going to Spain on business. It's his first business trip abroad, and he's packing his suitcase.

Norman is at Heathrow Airport. He's checked in. He's been through Passport Control and he's in the Departure Lounge.

### 2.4.1. Lunch on the plane

Steward : Here's your tray, sir.

Norman : Oh, thank you.

Steward : Would you like something to drink?

Norman : Er ...yes, please. Some red wine.

Steward : that's 100 pesetas.

Norman : Thanks. Can I pay in British money?

Steward : Of course. You needn't pay now, I'll collect it later.

(Adapted from Streamline English, Destinations)

### 2.4.2. Landing cards

Steward : Spanish national or non Spanish, sir?

Norman : Er ... I'm British.

Steward : Would you like/mind completing this landing card sir?

Norman : Right. Thank you.

### 2.4.3. Passport control

Official : Passport please. Thank you.  
Where have you come from, Sir?

Norman : London.

Official : And what's the purpose of your visit ..... business or pleasure?

Norman : Business.

Official : Fine .....and how long will you be staying here?

Norman : Just for five days.

Official : Thank you, Mr. Gerrard I hope you enjoy your visit.

### 2.4.4. Exercise 23



**Answer the following questions based on 2.4.**

1. What does Norman do?
2. How old is he?
3. Does he work in the super market?
4. Where is he going?
5. Is he going abroad on holiday?

**2.4.5. Exercise 24**

*Complete these sentences by choosing the word within brackets!*

1. Heathrow Airport is in ..... (New York, Amsterdam, London)
2. Norman will go to ..... (Tokyo, Melbourne, Madrid)
3. He has to take his .....and visa (identity, driving license, passport)
4. What does Norman want when he is having lunch on the plane? (beer, red wine, whisky)
5. What is British money? (pound sterling, peseta, dollar)

**2.4.6. Exercise 25**

Gerrard had to write the landing card. Now it is your turn to complete the landing card.

Landing card.

Family name : .....

Fore name : .....

Father's name : .....

Place of birth : .....

Nationality : .....

Passport no : .....

Permanent address : .....

Point of departure : .....

Destination : .....

Date /...../..... signature.

**2.4.7. Exercise 26**

*Answer the following questions!*

1. Do you like flying?
2. Have you ever flown?
3. Are you afraid of flying?
4. Did you have a meal?
5. What was the meal like?
6. Did you have to complete the landing card?
7. Could you understand the announcement?
8. What's the national airline of your country?
9. Did you buy anything on the plane?
10. Duty free goods and allowances what are the allowances for your country?

**2.5. Welcome to Australia, Travellers Statement.**

When going to Australia, you have to declare goods and answer all questions stated on the travellers statement. Please study this travellers statement and try to understand.

**DECLARED GOODS**

If you answered YES to any of the questions please provide details below.



Details	Value SAUS (Questions 10 and 12 only)

Payment of Customs duties/tax may be made in cash or by travellers cheque, or personal Australian cheques, or an acceptable credit card (airports only).

**NOTICE**

The Privacy Act 1988 says we must tell you why we are collecting this information, how we will use it and whether you have to give it to us. We ask for this information to carry out the Customs, Quarantine, Health, Wildlife and Currency laws of Australia. We need it to ensure that travellers are complying with these laws and to allow us to calculate and collect the right amount of duties and taxes. Any unauthorised questions will be queried by a Customs officer. The Australian Customs Service is not permitted to disclose this information or any supplementary information you give, except according to law.

**THANK YOU FOR YOUR CO-OPERATION**

## Welcome to Australia Travellers Statement

PLEASE ANSWER ALL QUESTIONS AND HAVE THIS STATEMENT READY TO HAND TO THE CUSTOMS OFFICER UPON YOUR ARRIVAL IN AUSTRALIA.

This Statement may also include your spouse and any of your children under the age of 18 years travelling with you.

**WARNING:**

- You **MUST** file a currency report with Customs if you have \$5000 or more Australian currency or foreign equivalent. There is no limit to the amount you may bring into Australia but failure to report may lead to seizure and prosecution.
- All drugs, food, plant and animal matter must be declared.
- Penalties for offences in Australia are severe. Drug offences in particular could mean jail - **DO NOT CARRY ILLEGIT DRUGS.**

827260/93/1/eng

you tick **YES**  any of the following questions please go to **RED** exit unless advised otherwise.

**AGRICULTURE, HUMAN QUARANTINE AND LIFE**

to help us protect Australia from overseas pests and to help us answer ALL these questions.

**are bringing into Australia:**

ed of any kind (include any edible on)? NO  YES

bits or parts of plants (live or dead, cluding wooden articles)? NO  YES

th, soil, soil or animal samples? NO  YES

imals or parts of animals (live or ad)? NO  YES

ipments used with horses or other imals? NO  YES

ological specimens or tissues uman or animal? NO  YES

you:

ile overseas, visited a farm or been a place with farm animals (do not lude the New Zealand "Agriculture") he last 30 days? NO  YES

in Africa or South America in last 6 days? NO  YES

**CURRENCY**

you bringing into Australia \$3000 ore in Australian currency or gn currency equivalent? NO  YES

ry means notes and coins of legal tender. Do not ravellers cheques or other monetary instruments over to this question in YES you must complete an onal currency transfer report (Form 15) and give it to mona officer BEFORE you arrive at the baggage ion area. Report forms can be obtained from e officer at Passport Control.

**CUSTOMS**

Do you have with you:

10 goods in excess of the concessions (details below)? NO  YES

11 goods that may be prohibited or subject to special conditions or restrictions such as narcotic drugs, firearms, spring bladed knives or weapons of any kind? NO  YES

12 goods for commercial purposes (including samples)? NO  YES

**DUTY FREE CONCESSIONS**

You may bring with you into Australia the following goods duties free (but not for commercial purposes):

- alcohol - 1 litre of alcoholic liquor per person over 18 years of age
- tobacco - 250 grams of tobacco products or 250 cigarettes per person over 18 years of age
- clothing - all your personal clothing and footwear other than for sport
- goods for personal hygiene/grooming - toiletries etc (toes N/): include perfume, cosmetics or jewellery
- goods taken out of Australia as your departure - but NOT including goods purchased duty and/or excise tax free in Australia (any duty-free goods are counted against your duty free allowance)
- other goods - obtained overseas or duty-free in Australia, up to a total purchase price NOT exceeding \$400 per person 18 years or older or \$200 per person under 18 years - includes gifts of any kind and jewellery, which is personal, a gift or counted on behalf of others (this is your "duty free allowance")
- all visitors' goods - provided you intend to take them with you on departure

If you need further advice please ask a Customs officer.

PLEASE PRINT

Family name:

Given name:

Persons covered by this Statement: Me  Wife/Husband

Number of Children under 18:

Flight number or name of ship:

I declare that the information given is true and correct.

Signature:

Arrival Date:

**2.5.1. Vocabulary**


Customs - costume  
Departure - arrival  
Spouse  
A currency report  
Fail - failure  
Seizure  
Prosecution  
Must be declared  
Offences - drug offences  
Severe  
Jail  
A notice  
The privacy act  
To ensure  
Comply  
Warning

**2.5.1.1. Exercise 27**

**Find out the meanings of the above words and expressions!**

**2.5.1.2. Exercise 28**

**1. Please describe the picture, then write the dialogue!**



2. The lady is packing, she is putting a doll into her suit loves case she loves her grand daughter very much.

Now write the list of the things or clothes you want to take. You will be in Melbourne to enjoy Spring. Write like this :

List.
1. stockings
2. ....
3. ....
4. ....
5. ....

**2.6. Tes formatif 3**

*Study the pictures then answer these questions!*

I. Picture 1. Answer these questions!



1. Can you describe where they are?
2. What is the man doing?
3. How many people are there?
4. Could you complete the following sentences?

A : F ..... it up with regular, please.

B : OK. S .....d I check under the hood?

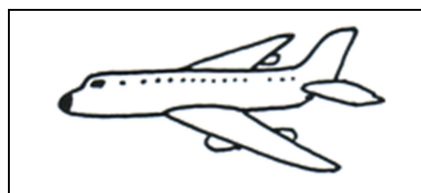
A : Please and W .....h the window too.

B : every thing is Fi ..... that will be \$ 8.


A : H ..... you are. Thank you.

5. How do you say “bensin” in English?


Picture 2.



Picture 3.



Picture 4.



Picture 5.



**II. Choose one of the following topics then describe it either orally or in the written form!  
(When doing orally, your tutor will be with you)**

You have to write it in ten sentences then report it.

1. Going by plane
2. Going by bus
3. Going by train
4. Telephone conversation : ordering a taxi.



**BALIKAN & TINDAK LANJUT**

Cocokkanlah jawaban Anda dengan kunci jawaban tes formatif yang ada pada bagian akhir BBM ini. Hitunglah jawaban yang benar kemudian gunakanlah rumus dibawah ini untuk mengetahui tingkat penguasaan Anda terhadap materi.

Rumus =  $\frac{\text{yang betul} \times 100 \%}{10}$

Apabila tingkat penguasaan anda tercapai 70% ke atas, maka anda dapat meneruskan pembelajaran Bahan Belajar Mandiri 5.

Jika tidak, Anda harus mengulang KB 3.

## KUNCI JAWABAN LATIHAN (EXERCISES)

### 1.3. Exercise 1

1. transfer to
2. how
3. ride
4. traveling
5. pedestrians
6. against
7. "walk"
8. the bus stop
9. to go on foot
10. local transportation

### 1.4. Exercise 2 (tidak disediakan jawaban)

### 1.6. Exercise 3

- a. a man
- b. to protect the passenger from pick pocket, bad people.
- c. When I go abroad
- d. Many passengers, trains, station masters, conductor.
- e. To help passengers carry the luggage

### 1.7. Exercise 4 (tidak disediakan jawaban)

### 1.8. Exercise 5

1. = E
2. = F
3. = A
4. = B
5. = C
6. = D

### 2.1.2. Exercise 9

#### A.

1. to improve
2. delivery
3. to provide = to prepare
4. menyediakan pelayanan yang lebih baik
5. convenience = comfort.

B.

- |              |                 |
|--------------|-----------------|
| 1. is        | 2. is           |
| 3. does – do | 4. is           |
| 5. been      | 6. do not       |
| 7. do not    | 8. been         |
| 9. done      | 10. were – were |

2.1.3. Exercise 10

1. 9 bus
2. to city
3. No, it does not
4. to off the Pine and Donvale
5. Bus no. 307

2.2.1. Exercise 11

1. No, he isn't
2. A cab = a taxi
3. he lives at 4000 Felton St.
4. the official of the taxi
5. right away = soon

2.3.1. Exercise 12

1. Melbourne
2. nine buses
3. operate
4. from Blackburn Rd.
5. by bus

3.1.2. Exercise 13

1. A
2. At the station
3. 75 000
4. Yes, he is
5. Yes, it is

3.1.3. Exercise 14

1. B
2. C
3. B
4. A

5. B

3.2.2.1. Exercise 15

1. in Banten province
2. He was in the army
3. a canoe  
a sailing ship  
a pleasure boat  
sub marine, etc.
4. K did
5. No, it is situated in Sumatra
6. 2 hours
7. No, it is not
8. yes
9. They enjoy the scenery, the beautiful sea, and the journey
10. Yes, there is

3.3.1.1. Exercise 16

1. Mr. James has excess baggage
2. Yes, they are
3. It means Mr. James's luggage is over weight
4. a) can I take .....?  
b) Would you like to .....

3.3.2.1. Exercise 17

1. No, I am not
2. Not any liquor
3. Yes
4. No

3.3.6 Exercise 18

1. To passengers of British Airways who flies to Amsterdam
2. B.A. 412
3. To Amsterdam
4. to go ahead
5. gate 17

3.3.7. Exercise 19

1. Air Traffic Control Announcer
2. Depart
3. Arrival



4. SK 526
5. Gate 8

3.3.8. Exercise 20

1. Alitalia
2. Delayed
3. Flight
4. Rome
5. Approximately

3.3.9. Exercise 21

1. F
2. T
3. F
4. T
5. F

3.3.10. Exercise 22 (tidak disediakan jawaban)

2.4.4. Exercise 23

1. captain Perez
2. Iberia flight company
3. Yes, it is
4. to inform the weather and the situation
5. Madrid

2.4.5. Exercise 24

1. Norman is trainee sales representative
2. He is 22
3. No, he doesn't
4. He is going to Spain
5. on business

2.4.6. Exercise 25

1. London
2. Madrid
3. Passport
4. Red wine
5. Poundstreling

2.4.7. Exercise 26 (cek dengan Tutor Anda)

2.5.1.1. Exercise 27 (cek dengan Tutor Anda)

2.5.1.2. Exercise 28 (cek dengan Tutor Anda)

**Kunci Jawaban Tes formatif**

1.9. Tes Formatif 1

1. D    2. A    3. D    4. D    5. A  
6. B    7. C    8. B    9. D    10. C

2.3.2. Tes formatif 2 (cek dengan Tutor Anda)

2.6. Tes formatif 3 (cek dengan Tutor Anda)

---

**GLOSARIUM**

<b>A single ticket</b>	: karcis sekali jalan
<b>A return ticket</b>	: karcis pulang pergi
<b>A booking office</b>	: tempat penjualan karcis
<b>Railway line</b>	: rel kereta api
<b>Station master</b>	: kepala stasiun
<b>Platform</b>	: peron
<b>Railway officials</b>	: pegawai kereta api
<b>Passengers</b>	: penumpang
<b>The train is <i>about due</i></b>	: hampir tiba
<b>The guard</b>	: penjaga/pengawal
<b>The porter</b>	: kuli
<b>To punch the ticket</b>	: melubangi karcis
<b>Compartment</b>	: gerbong = carriage
<b>To see off</b>	: mengantar
<b>The engine driver</b>	: masinis
<b>Luggage</b>	: barang bawaan
<b>Trunk</b>	: koper besar
<b>Suit case</b>	: koper
<b>Basket</b>	: keranjang
<b>Customs</b>	: pabean, adat, kebiasaan
<b>Departure</b>	: keberangkatan
<b>Arrival</b>	: kedatangan
<b>Spouse</b>	: pasangan
<b>Prosecution</b>	: penuntut/tuntutan
<b>Offences</b>	: kejahatan, pelanggaran
<b>Jail</b>	: penjara
<b>A notice</b>	: peringatan, perhatian, pengumuman
<b>Comply</b>	: mematuhi
<b>Warning</b>	: peringatan, pelajaran

## REFERENSI

- Alexander, L.G. And Kings Bury, R, (1980). *Main Line*. Longman: Longman Ltd.
- Departemen of National Education. (2004). *The 2004 Curriculum*. Jakarta.
- Habey, B. (1971). *Everyday English Conversation*. Jakarta: Centre Publishing Company.
- Hartley, B and Viney, P. (1983). *Streamline*. Oxford University Press, Oxford.
- Keltner, A Howard L and Lee, F. (1981). *English For Adult Competency*. New Jersey: Prentice Hall.
- Long, M.N. and Richard. J. C (1988). *Break Through*. Oxford: Oxford University Press.
- Swan, Michael and Walter, Chaterine (1984). *Improve Your English*. Cambridge: Cambridge University Press.
- Mulyana, K. (2004). *Teaching English Communicatively based on C-B-C*. (Unpublished Paper)
- Swales, J.M. (1991). *Genre Analysis*. Cambridge: Cambridge University Press.